

## Superconductivity of Lanthanum Superhydride Investigated Using the Standard Four-Probe Configuration under High Pressures

Fang Hong(洪芳)<sup>1†</sup>, Liuxiang Yang(杨留响)<sup>2†</sup>, Pengfei Shan(单鹏飞)<sup>1,3</sup>, Pengtao Yang(杨芾焘)<sup>1</sup>,  
Ziyi Liu(刘子儀)<sup>1</sup>, Jianping Sun(孙建平)<sup>1</sup>, Yunyu Yin(殷云宇)<sup>1</sup>, Xiaohui Yu(于晓辉)<sup>1,3\*</sup>,  
Jinguang Cheng(程金光)<sup>1,3\*</sup>, and Zhongxian Zhao(赵忠贤)<sup>1,3</sup>

<sup>1</sup>Beijing National Laboratory for Condensed Matter Physics and Institute of Physics, Chinese Academy of Sciences, Beijing 100190, China

<sup>2</sup>Center for High Pressure Science & Technology Advanced Research, Beijing 100094, China

<sup>3</sup>School of Physical Sciences, University of Chinese Academy of Sciences, Beijing 100190, China

(Received 16 September 2020; accepted 23 September 2020; published online )

Recently, the theoretically predicted lanthanum superhydride,  $\text{LaH}_{10\pm\delta}$ , with a clathrate-like structure was successfully synthesized and found to exhibit a record high superconducting transition temperature  $T_c \approx 250$  K at  $\sim 170$  GPa, opening a new route for room-temperature superconductivity. However, since *in situ* experiments at megabar pressures are very challenging, few groups have reported the  $\sim 250$  K superconducting transition in  $\text{LaH}_{10\pm\delta}$ . Here, we establish a simpler sample-loading procedure that allows a relatively large sample size for synthesis and a standard four-probe configuration for resistance measurements. Following this procedure, we successfully synthesized  $\text{LaH}_{10\pm\delta}$  with dimensions up to  $10 \times 20 \mu\text{m}^2$  by laser heating a thin La flake and ammonia borane at  $\sim 1700$  K in a symmetric diamond anvil cell under the pressure of 165 GPa. The superconducting transition at  $T_c \approx 250$  K was confirmed through resistance measurements under various magnetic fields. Our method will facilitate explorations of near-room-temperature superconductors among metal superhydrides.

PACS: 74.70.-b, 81.40.Vw, 62.50.-p, 88.30.rd

DOI: 10.1088/0256-307X/37/10/107401

Room-temperature superconductivity (RTSC) has been a coveted goal since the discovery of superconductivity in 1911. After almost 110 years of exploration, RTSC remains among the most challenging problems and has attracted enduring enthusiasm among researchers in condensed matter physics and materials science.<sup>[1–4]</sup> The discovery of cuprate and iron-based high-critical-temperature ( $T_c$ ) superconductors,<sup>[5–7]</sup> which are beyond the conventional Bardeen–Cooper–Schrieffer (BCS) theory, was thought to open a possible route toward RTSC. However, the highest attainable  $T_c$  (134 K<sup>[8]</sup>) at ambient pressure (164 K at  $\sim 30$  GPa<sup>[9]</sup>) has remained far below room temperature for almost three decades. In addition, a well-accepted theoretical description of the microscopic mechanism of unconventional superconductivity is still lacking.

Following the seminal work of Ashcroft,<sup>[10–12]</sup> other researchers have searched for phonon-mediated RTSC in metallic hydrogen or hydrogen-rich materials. According to the BCS theory, high phonon frequencies, large electronic density of states near

the Fermi level, and strong electron–phonon coupling benefit high- $T_c$  superconductivity in hydrogen-dominated materials because hydrogen is the lightest element.<sup>[10]</sup> Although the study on metallic hydrogen has progressed with the development of high-pressure techniques based on the diamond anvil cell (DAC), whether metallic hydrogen is actually formed has not been verified,<sup>[13]</sup> even under pressures up to  $\sim 400$  GPa (the current pressure limit of DACs<sup>[14]</sup>). However, important breakthroughs in hydrogen-rich materials have been reported in recent years. The discovery of superconductivity with  $T_c = 203$  K in  $\text{H}_3\text{S}$  under high pressures<sup>[15]</sup> provided the first experimental confirmation for the prediction power of the BCS theory for high- $T_c$  superconductivity, reigniting hopes toward achieving RTSC. Accordingly, the stability of crystal structure and the superconducting properties of nearly all binary metal hydrides have been theoretically studies.<sup>[1,3,16,18]</sup>

Motivated by the theoretical prediction of near-RTSC in rare-earth superhydrides with a clathrate-like structure,<sup>[2]</sup> two groups have successfully synthe-

Supported by the Strategic Priority Research Program of the Chinese Academy of Sciences (Grant Nos. XDB33000000 and XDB25000000), the Beijing Natural Science Foundation (Grant No. Z190008), the National Natural Science Foundation of China (Grant Nos. 11575288, 11921004, 11888101, 11904391, 11834016 and 11874400), the National Key R&D Program of China (Grant Nos. 2016YFA0401503 and 2018YFA0305700), and the Youth Innovation Promotion Association, the Key Research Program of Frontier Sciences and the Interdisciplinary Innovation Team of Chinese Academy of Sciences (Grant Nos. 2016006, JCTD-2019-01, and QYZDBSSW-SLH013).

<sup>†</sup>Fang Hong and Liuxiang Yang contributed equally to this work.

\*Corresponding authors. Email: yuxh@iphy.ac.cn; jgcheng@iphy.ac.cn

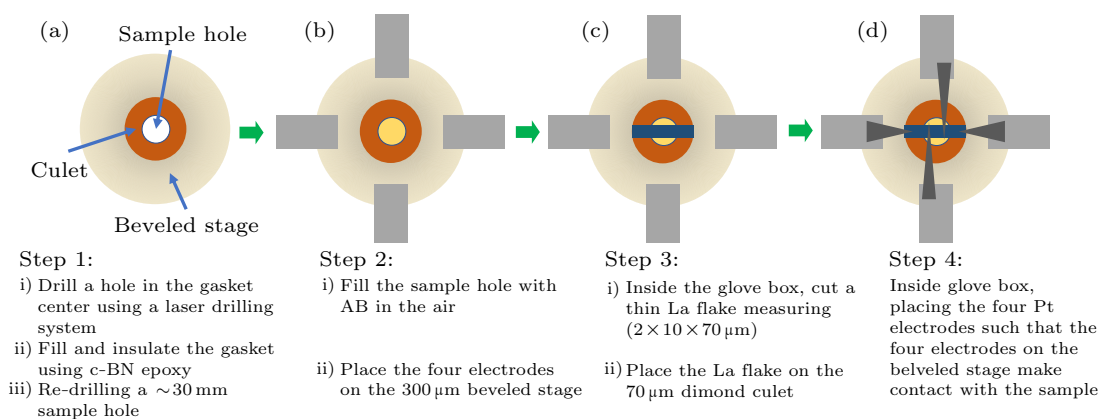
© 2020 Chinese Physical Society and IOP Publishing Ltd

sized lanthanum superhydride,  $\text{LaH}_{10\pm\delta}$ , via direct reaction of La metal with hydrogen or ammonia borane (AB) in DAC upon laser heating at megabar pressures. In 2019, they reported a record high  $T_c$  ( $\sim 250\text{--}260\text{ K}$ ) at  $\sim 170\text{--}190\text{ GPa}$ .<sup>[19,20]</sup> The composition stoichiometry of  $\text{LaH}_{10\pm\delta}$  ( $-1 < \delta < 2$ ) and its crystal structure were determined via synchrotron x-ray diffraction and were confirmed to match well with the theoretical prediction.<sup>[2,17,21]</sup> Subsequently, many other rare-earth superhydrides have been experimentally explored and high- $T_c$  superconductivity has been discovered in  $\text{YH}_9$  ( $T_c = 243\text{ K}$  at  $201\text{ GPa}$ )<sup>[22]</sup> and  $\text{ThH}_{10}$  ( $T_c = 161\text{ K}$  at  $175\text{ GPa}$ )<sup>[23]</sup>.

However, the above-mentioned studies on metastable rare-earth superhydrides were conducted at ultrahigh pressures and required both *in situ* synthesis with laser heating and superconductivity verification by electrical resistance measurements. The experimental procedures are complicated and the tiny samples (typically of dimensions  $5\text{--}10\ \mu\text{m}$ ) are difficult to handle. In this study, we developed a simpler sample-loading procedure that obtains relatively large samples in DAC and successfully synthesizes  $\text{LaH}_{10\pm\delta}$  with a high  $T_c$  ( $\sim 250\text{ K}$ ) at  $165\text{ GPa}$ . Our method is suitable for exploring RTSC in metal superhydrides under high pressures.

As already mentioned, the *in situ* synthesis and subsequent resistance measurements of  $\text{LaH}_{10\pm\delta}$  at

megabar pressures are of challenge because of the small culet and sample size in DACs. Our  $\text{LaH}_{10\pm\delta}$  was synthesized in a symmetric DAC under pulsed laser heating, and the resistance measurements were performed using the standard four-probe method. The diamond anvils used in this study have a culet of  $70\ \mu\text{m}$  and were beveled at  $\sim 8^\circ$  from a primitive diameter of  $300\ \mu\text{m}$ . Sample loading with the proper electrode configuration was crucial for a successful experiment. In previous *in situ* syntheses of  $\text{LaH}_{10\pm\delta}$ , the hydrogen source was pure hydrogen or AB.<sup>[19,20]</sup> Although pure hydrogen loading increases the hydrogen content (and hence the  $T_c$ ) of the formed  $\text{LaH}_{10\pm\delta}$ , the hydrogen gas-loading system is complicated and inaccessible to many research groups. In addition, the large shrinkage of the gasket hole caused by the high compressibility of hydrogen can easily damage the electrodes used for resistance measurements. On the contrary, AB is relatively stable under ambient conditions and small amounts of tiny AB crystals are safe to handle. AB decomposes when heated, releasing hydrogen even under megabar pressures. The volume change of compressed AB is smaller than that of loading hydrogen. The effectiveness of AB as the hydrogen source for synthesizing  $\text{LaH}_{10\pm\delta}$  with  $T_c$  over  $250\text{ K}$  has been demonstrated in a recent study.<sup>[19]</sup> Hence, in this study, AB was employed as the hydrogen source.



**Fig. 1.** Scheme for the sample loading of La and AB into the DAC.

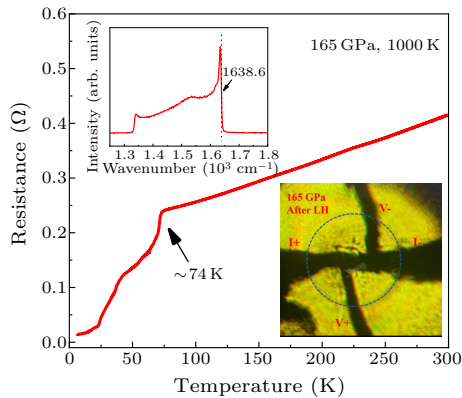
For resistance measurements at megabar pressures, the electrodes should be tough and should maintain good contact with the sample. In previous studies on  $\text{LaH}_{10\pm\delta}$ , the electrodes that maintained direct contact with the sample were generally coated on diamond using Pt or Ta in the van der Pauw four-probe configuration.<sup>[19,20]</sup> The diamond with its electrode coating should be handled carefully to avoid scratching, which can break the contacts. Alternatively, the traditional method, which involves the manual placement of the electrodes on a culet larger than  $40\text{--}50\ \mu\text{m}$ ,

can ensure good electrical contact, and this method makes it possible to repair the electrodes in short time. Thus, in this study, we manually placed all the electrodes using the traditional method and loaded one sample in 2–3 days. In addition, we employed the standard four-probe configuration rather than the van der Pauw geometry to avoid changes in the voltage polarity and to improve the data reliability.

Figure 1 shows the sample-loading process incorporated in our study. First, a  $250\text{-}\mu\text{m}$ -thick rhenium gasket was pre-indented to  $\sim 30\ \mu\text{m}$ . A  $50\text{-}\mu\text{m}$ -diameter

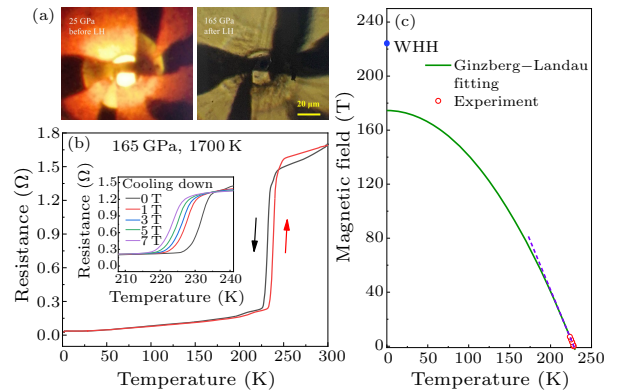
hole was then drilled into the gasket using a laser drilling system. The rhenium gasket was covered with a c-BN epoxy insulating layer. Another  $\sim 30\text{-}\mu\text{m}$  hole was drilled in its center and it served as the sample chamber for the AB [see Fig. 1(a)]. Four large electrodes were fixed onto the beveled diamond stage, as shown in Fig. 1(b). In an argon-filled glove box, a thin rectangular La flake with an initial size of approximately  $2 \times 10 \times 70 \mu\text{m}^3$  was placed at the center of a  $70\text{-}\mu\text{m}$  diamond culet [Fig. 1(c)]. Next, the La flake was connected to the four large electrodes on the beveled stage with four Pt electrical leads in the standard four-probe configuration [Fig. 1(d)]. Here, we should ensure that the voltage leads are in contact with the La inside the sample chamber. Moreover, for a  $70\text{-}\mu\text{m}$  diamond culet, the diameter of the sample chamber drilled in the gasket center should be less than  $30 \mu\text{m}$ ; otherwise, the AB will flow out of the culet under compression. AB removal from the culet often occurs below  $40 \text{ GPa}$ ; above this pressure, the AB flow is insignificant. Conversely, the sample chamber should not be less than  $10 \mu\text{m}$  in width because the small hydrogen release from AB may not initiate an effective reaction.

After closing the DAC and applying pressure directly to  $\sim 170 \text{ GPa}$ , we heated the La + AB in the sample chamber using a continuous  $1064\text{-nm}$  YAG laser from the AB side. The laser spot with an approximate diameter of  $10 \mu\text{m}$  was moved forward and backward along the La flake between the two voltage leads, ensuring a sufficient reaction between La and the hydrogen released from AB. The pressure before and after laser heating was determined from the Raman signal of diamond.<sup>[24,25]</sup> The temperature was determined from the black body irradiation spectra of the sample. After laser heating, the temperature-dependent resistances were measured in a sample-in-vapor  $\text{He}^4$  cryostat equipped with a  $9 \text{ T}$  helium-free superconducting magnet.



**Fig. 2.** Temperature dependence of electrical resistance in the first experiment ( $165 \text{ GPa}$ ,  $\sim 1000 \text{ K}$ ). Insets show the diamond Raman signal from which the pressure was determined (top left) and an optical image of the sample in the DAC after laser heating (bottom right).

The main panel of Fig. 2 shows the temperature dependence of electrical resistance for the  $\text{LaH}_x$  sample synthesized at  $\sim 1000 \text{ K}$  and  $165 \text{ GPa}$ . As seen in the optical image (bottom right), the sample and electrodes in the DAC remained almost intact after laser heating. The resistance of the obtained sample decreased almost linearly as the sample cooled to  $\sim 74 \text{ K}$ . At this temperature, the resistance suddenly dropped, followed by a gradual reduction in the resistance with further decrease in the temperature to  $\sim 40 \text{ K}$  and  $25 \text{ K}$ . The superconductive transition at  $\sim 74 \text{ K}$ , which is much lower than the reported optimal  $T_c$  ( $\sim 250 \text{ K}$ ), can be ascribed to the lower hydrogen content due to the mild heating temperature and/or insufficient AB in the DAC. Similar results in low-H  $\text{LaH}_x$  were previously reported by Drozdov *et al.*<sup>[20]</sup>



**Fig. 3.** (a) Optical images of the sample assembly at  $25 \text{ GPa}$  before laser heating and at  $165 \text{ GPa}$  after laser heating; (b) temperature-dependent resistance of  $\text{LaH}_{10\pm\delta}$  at  $0 \text{ T}$  over the entire temperature range during the cooling and warming processes (inset shows the resistance near the superconducting transition under different magnetic fields); (c) field dependence of the critical temperature fitted by the Ginzberg–Landau expression (green solid curve). The zero-temperature upper critical field  $H_{c2}(0)$  calculated using the Werthamer–Helfand–Hohenberg (WHH) expression in the dirty limit is shown by the blue dot. The violet dashed line represents the linear fitting to obtain the initial slope.

To increase the hydrogen content and facilitate the formation of the clathrate-like structured  $\text{LaH}_{10\pm\delta}$  with a higher  $T_c$ , we performed a second experiment with the highest possible AB loading and increased the temperature of the laser heating to  $\sim 1700 \text{ K}$  at  $165 \text{ GPa}$ . For this synthesis, we reached  $\sim 1700 \text{ K}$  at a power of  $28 \text{ W}$  by laser heating the La foil though the diamond anvil and AB layer. We moved the laser along the sample in between the two voltage leads in ten steps and stay for about  $1 \text{ s}$  at each step. Figure 3(a) presents the optical images taken at  $25 \text{ GPa}$  before laser heating and at  $165 \text{ GPa}$  after laser heating. The sample assembly almost retained its original shape after heating, which was crucial for successful synthesis and subsequent resistance measurements. During the cooling and warming processes, the temperature-dependent resistance of the

obtained sample began dropping at  $T_c^{\text{onset}}$  of  $\sim 240$  K and  $\sim 250$  K, respectively [Fig. 3(b)], consistent with the superconducting transition reported by Drozdov *et al.*<sup>[20]</sup> The superconducting transition was relatively sharp but failed to reach zero resistance upon further cooling, presumably due to the contact between the voltage and current probes and/or the presence of an unreacted portion in the sample. Here, because the temperature sensor was attached to the stainless steel frame of diamond anvil cell, the measured temperature is ahead of the actual sample temperature. As a result, the observed superconducting transition exhibits some thermal hysteresis even though we cooled and warmed the sample in a slow rate of  $\sim 0.7$  K/min.

The superconducting transition was further verified by measuring the temperature-dependent resistance under external magnetic fields. As shown in the inset of Fig. 3(b), the resistance drop gradually shifted to lower temperatures as the magnetic field increased. Here, we defined the superconducting  $T_c^{\text{mid}}$  as the temperature corresponding to 50% of the resistance drop. Figure 3(c) plots the obtained  $T_c^{\text{mid}}$  values as a function of external magnetic field up to 7 T. From this plot, the upper critical field  $H_{c2}(0)$  was estimated to be 174 T and 223 T according to the Ginzberg–Landau and the Werthamer–Helfand–Hohenberg expressions,<sup>[26]</sup> respectively. The obtained  $H_{c2}(0)$  values are greater than those reported by Drozdov *et al.*,<sup>[20]</sup> presumably due to the quite narrow fitting range in our study, which increases the uncertainty. Nonetheless, our results reconfirm the high- $T_c$  superconductivity in  $\text{LaH}_{10\pm\delta}$  reported in previous studies.<sup>[19,20]</sup>

In summary, we have successfully synthesized  $\text{LaH}_{10\pm\delta}$  and confirmed its superconductivity at a high  $T_c$  ( $\sim 250$  K). For this purpose, we designed a simple sample-loading procedure in a symmetric DAC and measured the sample resistance using the standard four-probe method. The developed method reduces the technical difficulty of *in situ* syntheses and transport measurements at megabar pressures. Therefore, it can promote the research of near-room-temperature superconductors among metal superhydrides.

Some instruments used in this study are built for the Synergic Extreme Condition User Facility.

## References

- [1] Sun Y, Lv J, Xie Y, Liu H and Ma Y 2019 *Phys. Rev. Lett.* **123** 097001
- [2] Peng F, Sun Y, Pickard C J, Needs R J, Wu Q and Ma Y 2017 *Phys. Rev. Lett.* **119** 107001
- [3] Flores-Livas J A, Boeri L, Sanna A, Profeta G, Arita R and Eremets M 2020 *Phys. Rep.* **856** 1
- [4] Uchida S I 2015 *High Temperature Superconductivity: The Road to Higher Critical Temperature in Springer Series in Materials Science* vol 213 (Berlin: Springer)
- [5] Bednorz J G and Müller K A 1986 *Z. Phys. B: Condens. Matter* **64** 189
- [6] Kamihara Y, Watanabe T, Hirano M and Hosono H 2008 *J. Am. Chem. Soc.* **130** 3296
- [7] Chen X H, Wu T, Wu G, Liu R H, Chen H and Fang D F 2008 *Nature* **453** 761
- [8] Schilling A, Cantoni M, Guo J and Ott H 1993 *Nature* **363** 56
- [9] Gao L, Xue Y Y, Chen F, Xiong Q, Meng R L, Ramirez D, Chu C W, Eggert J H and Mao H K 1994 *Phys. Rev. B.* **50** 4260
- [10] Ashcroft N W 1968 *Phys. Rev. Lett.* **21** 1748
- [11] Ashcroft N 2004 *Phys. Rev. Lett.* **92** 187002
- [12] Babaev E and Ashcroft N 2004 *Nature* **431** 666
- [13] Liu X D, Dalladay-Simpson P, Howie R T, Li B and Gregoryanz E 2017 *Science* **357** eaan2286
- [14] Li B, Ji C, Yang W, Wang J, Yang K, Xu R, Liu W, Cai Z, Chen J and Mao H K 2018 *Proc. Natl. Acad. Sci.* **115** 1713
- [15] Drozdov A, Eremets M, Troyan I, Ksenofontov V and Shylin S I 2015 *Nature* **525** 73
- [16] Duan D, Liu Y, Tian F, Li D, Huang X, Zhao Z, Yu H, Liu B, Tian W and Cui T 2015 *Sci. Rep.* **4** 6968
- [17] Liu H, Naumov I I, Hoffmann R, Ashcroft N and Hemley R J 2017 *Proc. Natl. Acad. Sci. USA* **114** 6990
- [18] Semenok D V, Kruglov I A, Savkin I A, Kvashnin A G and Oganov A R 2020 *Curr. Opin. Solid State Mater. Sci.* **24** 100808
- [19] Somayazulu M, Ahart M, Mishra A K, Geballe Z M, Baldini M, Meng Y, Struzhkin V V and Hemley R J 2019 *Phys. Rev. Lett.* **122** 027001
- [20] Drozdov A, Kong P, Minkov V, Besedin S, Kuzovnikov M, Mozaffari S, Balicas L, Balakirev F, Graf D and Prakapenka V 2019 *Nature* **569** 528
- [21] Liu H, Naumov I I, Geballe Z M, Somayazulu M, John S T and Hemley R J 2018 *Phys. Rev. B* **98** 100102
- [22] Kong P, Minkov V, Kuzovnikov M, Besedin S, Drozdov A, Mozaffari S, Balicas L, Balakirev F, Prakapenka V and Greenberg E 2019 arXiv:1909.10482 [cond-mat.supr-con]
- [23] Semenok D V, Kvashnin A G, Ivanova A G, Svitlyk V, Fominski V Y, Sadakov A V, Sobolevskiy O A, Pudalov V M, Troyan I A and Oganov A R 2020 *Mater. Today* **33** 36
- [24] Akahama Y and Kawamura H 2007 *High Press. Res.* **27** 473
- [25] Akahama Y and Kawamura H 2006 *J. Appl. Phys.* **100** 043516
- [26] Werthamer N, Helfand E and Hohenberg P 1966 *Phys. Rev.* **147** 295